

## GFT 系列行走减速机



### 产品概述

行走减速机GFT系列是齿轮或者链条传动的车辆和其它移动设备理想的驱动装置。除此之外，凡有运动，转动和放置的地方均可适用。

GFT系列具有不同型别的产品，也说明这种传动装置的广泛使用性。

由于它的结构形式特别紧凑，所以GFT系列传动装置也能应用在安装环境极端困难的地方。

使用表面经过硬化处理的齿轮以及经过调质和表面硬化处理的内齿轮，再加上良好的制造质量，使该设备有极好的承载能力和运行可靠性。

这种驱动装置具有最佳的总效率，除此以外，它采用插入式马达和滚动轴承，也为效率提高作出贡献。

本样本中所述减速机经常会更新或技术改进，为满足用户对尺寸和输出的特殊要求，我们可按要求做更进一步的变形设计。无论何时需要，即使在项目阶段，我们随时准备给您提供建议，以期待为您找到最好的解决方法。

### 产品特点

- 紧凑的，节省空间的2级或者3级行星传动的结构形式；
- 坚固的轴承结构可支撑设备的部分重量；
- 安装简单；
- 换油方便；
- 内装多片停车制动器；
- 低噪音运行。

### General

Walking reducer GFT drives units are the perfect transmission solution for wheeled or track-laying vehicles and other mobile equipment. Moreover, they are the best choice for all applications where something is to be moved, rotated, slewed etc. Various design versions attest to the versatility of these gear units.

As a result of their extremely compact shape GFT gears lend themselves also to space-critical uses.

The use of case-hardened gear wheels and nitrided annulus gears in conjunction with a high manufacturing quality standard make the drive unit outstandingly enduring and safe to operate.

Gear teeth design is based on computer programs to ensure maximum safety.

The drives feature an optimum total efficiency achieved by using plug-in type hydraulic motors and exclusively antifriction-type bearings. The gear units described in this bulletin are subject to constant updating and technical advancement. To suit the specific needs of our customers with respect to dimensions and output further variants can be made available on request.

We are prepared to give advice and provide assistance whenever needed, even in the project stage, to find the most appropriate application solution for you.

### Special features

- Compact, space-saving, two-or three-stage planetary gear design.
- Robust bearing system absorbing the forces exerted by the ring gear.
- Simple mounting
- Easy oil change
- Integrated multiple-disk holding brake
- Low-noise running

## GFT 系列行走减速机



### 液压马达

变量或定量插入式马达采用直接法兰连接按用户要求也可提供马达。

### 制动器

按照标准，传动装置中有一个弹簧制动液压释放的多片式停止制动器。

$$T_{\text{最小静态制动}} = 1 \cdot T_1 \text{ (输入扭矩)}$$

停车力矩可根据所选择的传动比进行匹配。多片式停车制动器不能用作动态工作制动器。

### 密封

采用高质轴向——转动环密封传动设备的固定不动部分和放置部分进行密封。这样，即使在极端使用条件下，潮气和脏物均不能进入传动机构。

### 换油

驱动装置除了按周期换油外，无需维护，换油也很容易。只能使油“使用指南”中规定的油类。

### 减速机的设计

减速机的设计是建立在多年使用经验基础之上的。输出扭矩是按用于控制机的传动装置设计的。也可为其用途设计比已确定的传动装置更大的输出扭矩。因此，大这种情况下进行协助是可取的，我们可在方案设计阶段为所有客户提供与使用在前的咨询服务。

### 设计选型用

所列出的型号表示本公司可供现货的设备尺寸和型号，我们也可根据用户要求提供其它型号，有任何要求可与要本公司联系。

### Hydraulic motor

Variable or quantification plug-in motor directly use flange to connect, it also can provide motors according to the requirements of customers.

### Brake

Brake: According to the standard, the transmission device is equipped with a laminated parking brake.

$T_{\text{最小静态制动}} = 1 \cdot T_1$  (the minimum static braking torque) = 1 · T1 (input torque)  
The braking torque's matching is according to the selected speed ratio. Laminated parking brake can not be used as a hydraulic working brake.

### Seal

Using high quality axial—the rotating ring seal transmission device's fixed static part and placed part sealing. So, even under the extreme working conditions, the moisture and dirt can not enter into the drive mechanisms.

### Oil change

Except the driving device changing oil periodically, there is no need of maintain. And oil changing is very easy. Can only use the oil which was specified in the operating guide.

### The design of the reducer

The design of the reducer is based on the years of using experience. Output torque is designed according to the control machine transmission devices. It also can be used for design the larger output torque than the already identified transmission's output torque. Therefore, in this case to assist is desirable. In the schematic design stage, we can offer consultation services for all customers.

### Design selection


Listed the type means the company can be supplied devices' size and model in stock. We also can provide other model according to user requirements, have any questions, please contact with our company.



用于收割机的车轮驱动  
Used for harvester's wheel drive.



用于空港车辆车轮驱动  
Used for airport vehicle wheel drive.



用于钻探设备履带驱动  
Used for drilling equipment caterpillar drive.



用于挖掘机履带驱动  
Used for excavator caterpillar drive

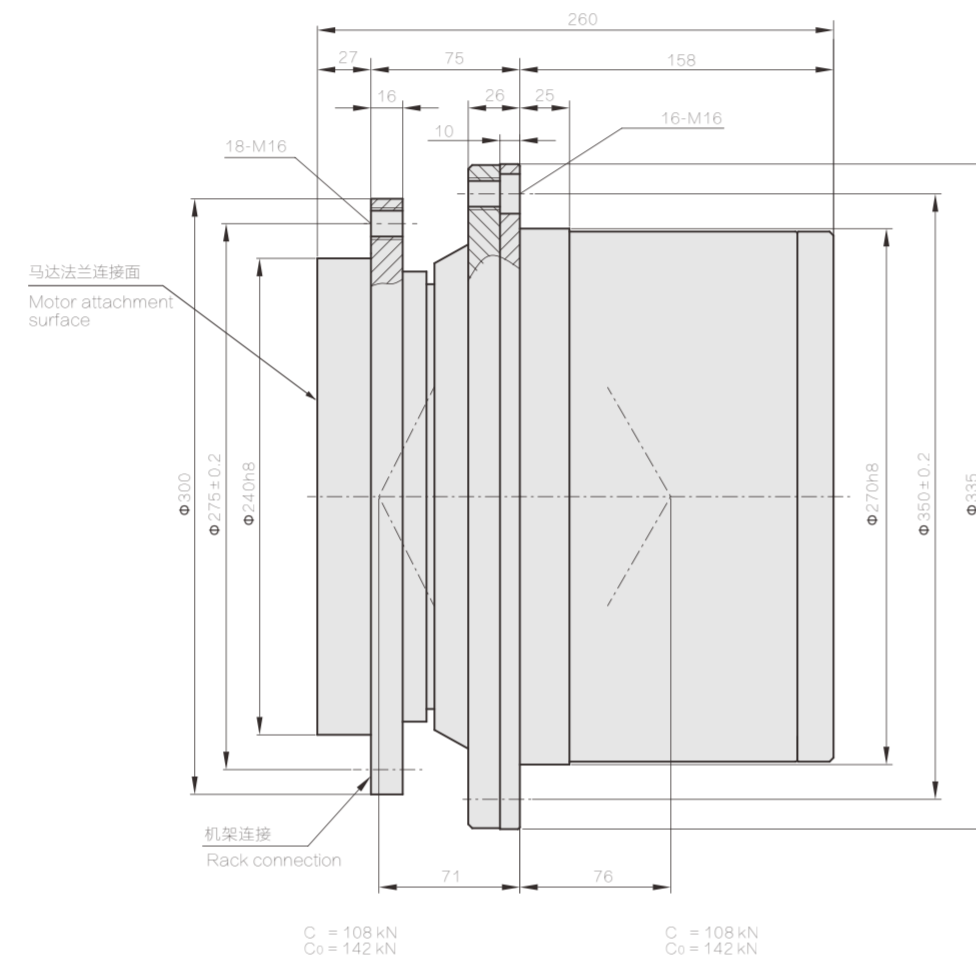


用于垃圾压实车辆驱动  
Used for trash compactor vehicle drive

# GFT 13T2 系列行走减速机



## 外形尺寸 Contour dimension



C = 108 kN  
C<sub>0</sub> = 142 kN

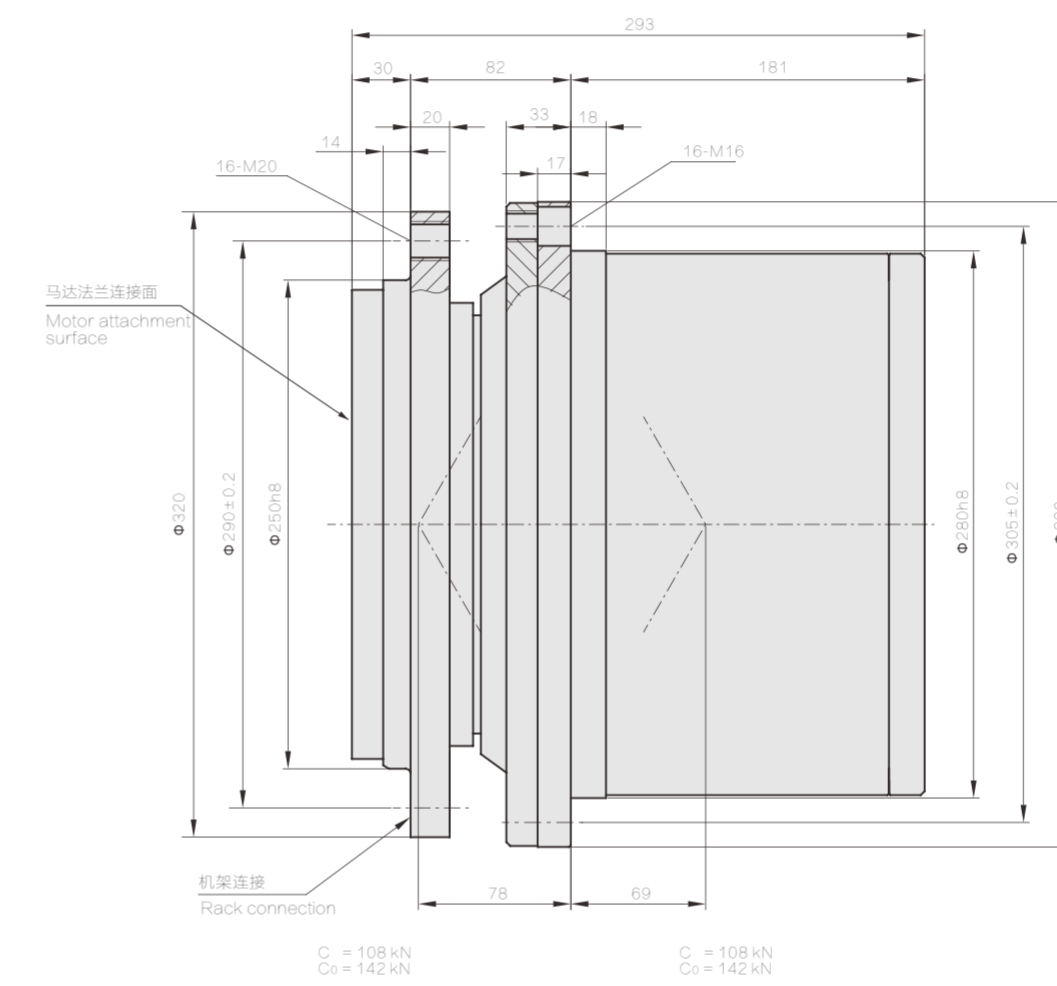
最大输出扭矩 Max output torque (T <sub>max</sub> )*N·m	传动比 Ratio i	液压马达 Hydraulic motor		最高输入转速 Max input rotating r/min	静制动扭矩 Static brake torque N·m	制动器工作压力 Brake working pressure MPa
13000	16.3 22.6 32.1 37.6	A2FE45 A2FE56 A2FE63	A6VE28 A6VE55	2000	450-900	1.8-5

\* 减速机输入转向与输出转向相反，除表中所列传动比外，对有批量的产品传动比可以另选。  
 \* 输出转速允用值（样本中未规定）因实际工况的而有所变化，详情请咨询本公司相关技术人员。  
 \* 减速机净重约85kg。  
 \* Input rotating direction is of reverse to that of output and except the rotating ratio listed in the table, the rotating ratio for the bulk products could be otherwise chosen.  
 \* The allowed value for the output rotating (as stated in the example) may varies according to the specific working condition and details could be consulted with our technicians.  
 \* The net weight of the reducer is 85kg.

# GFT 17T2 系列行走减速机



## 外形尺寸 Contour dimension



C = 108 kN  
C<sub>0</sub> = 142 kN

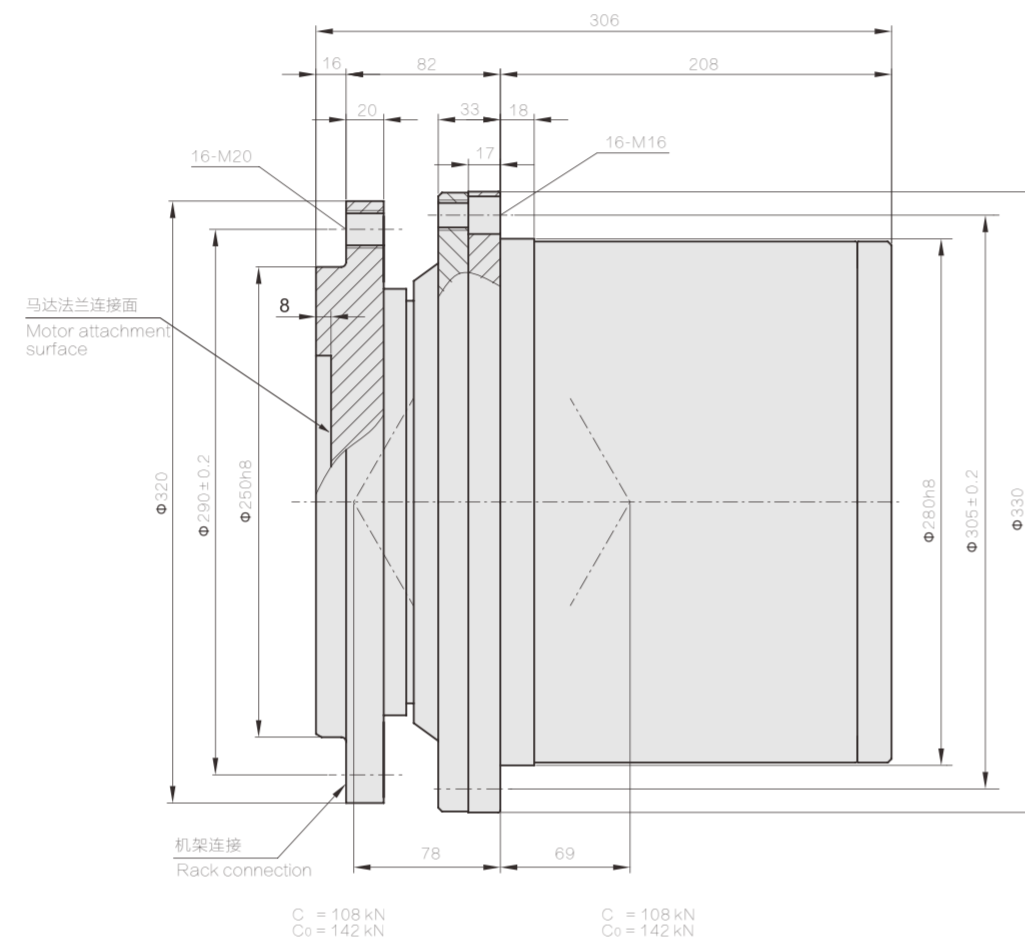
最大输出扭矩 Max output torque (T <sub>max</sub> )*N·m	传动比 Ratio i	液压马达 Hydraulic motor		最高输入转速 Max input rotating r/min	静制动扭矩 Static brake torque N·m	制动器工作压力 Brake working pressure MPa
17000	26.4 32.1 45.4 54	A2FE45 A2FE56 A2FE63	A6VE55	2000	500-1000	1.8-5

\* 减速机输入转向与输出转向相反，除表中所列传动比外，对有批量的产品传动比可以另选。  
 \* 输出转速允用值（样本中未规定）因实际工况的而有所变化，详情请咨询本公司相关技术人员。  
 \* 减速机净重约90kg。  
 \* Input rotating direction is of reverse to that of output and except the rotating ratio listed in the table, the rotating ratio for the bulk products could be otherwise chosen.  
 \* The allowed value for the output rotating (as stated in the example) may varies according to the specific working condition and details could be consulted with our technicians.  
 \* The net weight of the reducer is 90kg.

# GFT 17T3 系列行走减速机



## 外形尺寸 Contour dimension



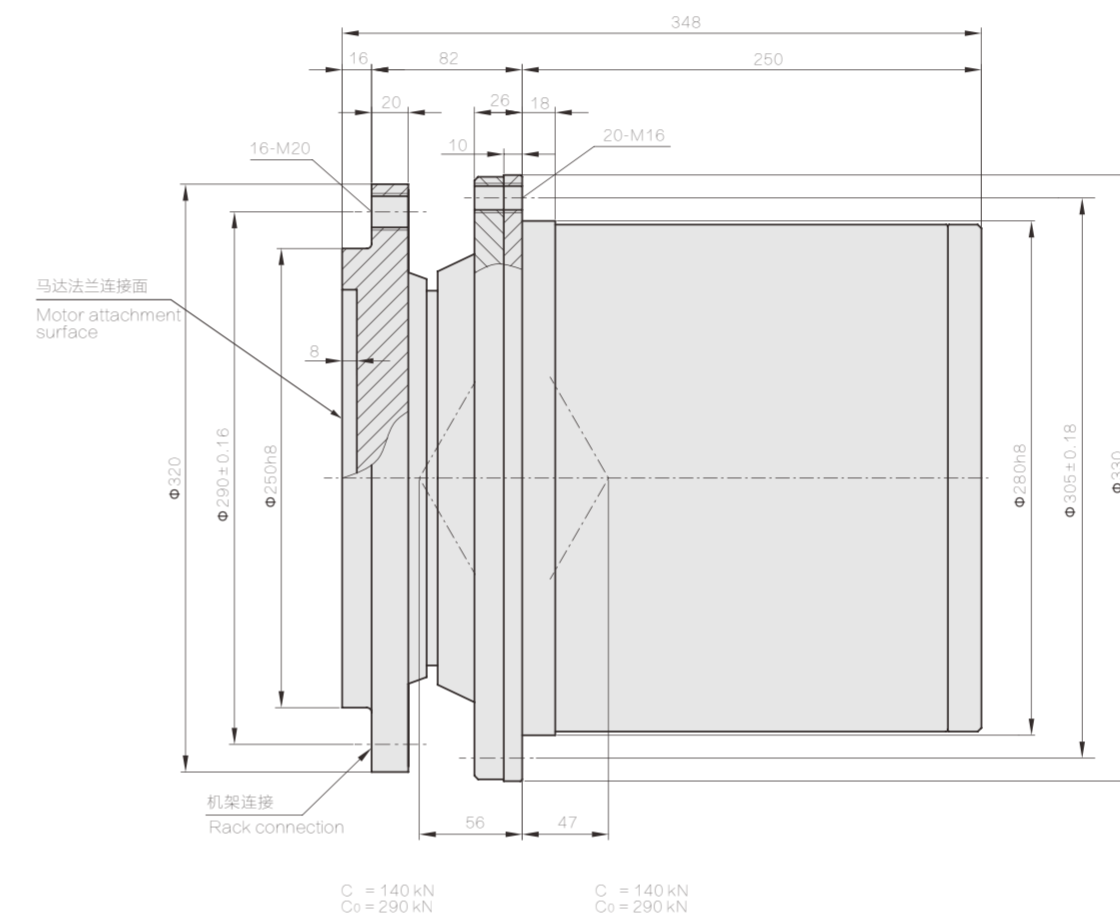
最大输出扭矩 Max output torque ( $T_{\max}$ )*N·m	传动比 Ratio i	液压马达 Hydraulic motor		最高输入转速 Max input rotating r/min	静制动扭矩 Static brake torque N·m	制动器工作压力 Brake working pressure MPa
17000	77.9 88.2 102.6	A2FE28 A2FE32 A2FE45 A2FE56	A6VE28 A6VE55	2000	220-450	1.8-5

- \* 减速机输入转向与输出转向相反，除表中所列传动比外，对有批量的产品传动比可以另选。
- \* 输出转速允用值（样本中未规定）因实际工况的而有所变化，详情请咨询本公司相关技术人员。
- \* 减速机净重约100kg。
- \* Input rotating direction is of reverse to that of output and except the rotating ratio listed in the table, the rotating ratio for the bulk products could be otherwise chosen.
- \* The allowed value for the output rotating (as stated in the example) may varies according to the specific working condition and details could be consulted with our technicians.
- \* The net weight of the reducer is 100kg.

# GFT 24T3 系列行走减速机



## 外形尺寸 Contour dimension



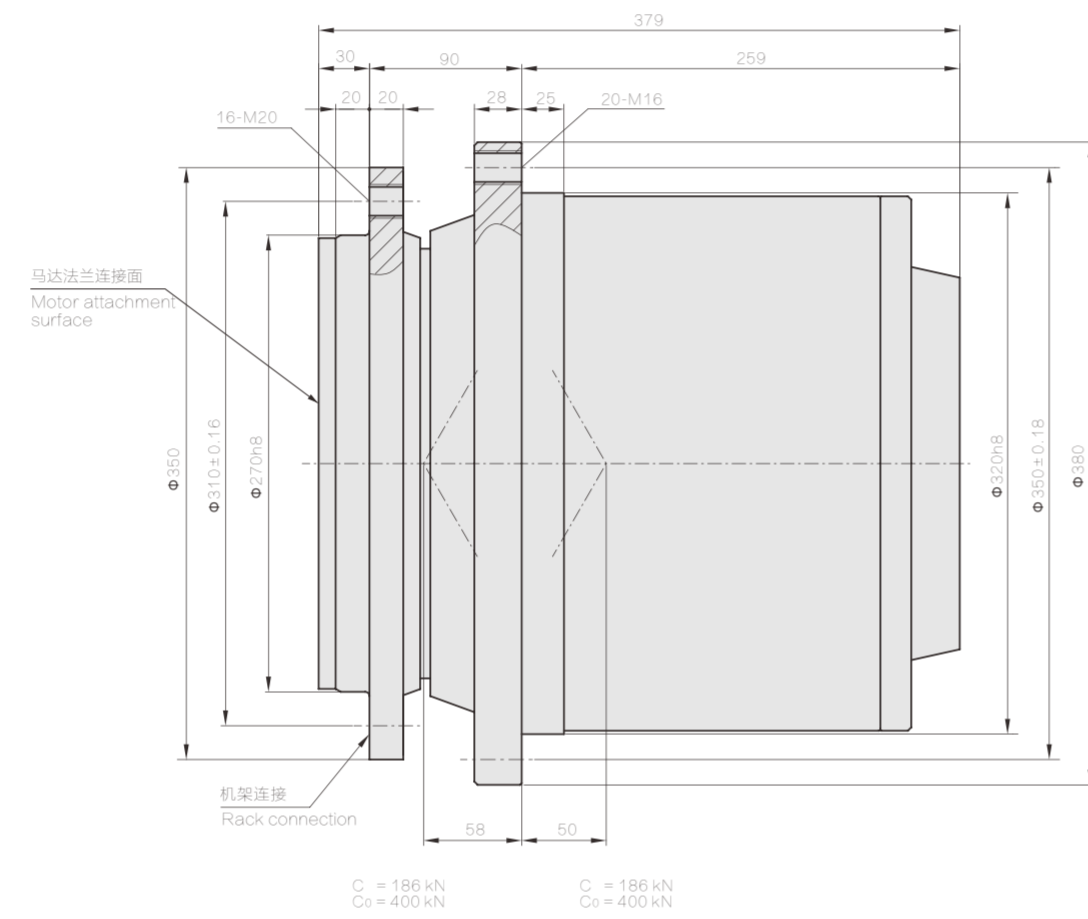
最大输出扭矩 Max output torque ( $T_{\max}$ )*N·m	传动比 Ratio i	液压马达 Hydraulic motor		最高输入转速 Max input rotating r/min	静制动扭矩 Static brake torque N·m	制动器工作压力 Brake working pressure MPa
24000	90.1 102.6 120.5	A2FE45 A2FE56 A2FE63	A6VE55	2000	400-750	1.8-5

- \* 减速机输入转向与输出转向相反，除表中所列传动比外，对有批量的产品传动比可以另选。
- \* 输出转速允用值（样本中未规定）因实际工况的而有所变化，详情请咨询本公司相关技术人员。
- \* 减速机净重约120kg。
- \* Input rotating direction is of reverse to that of output and except the rotating ratio listed in the table, the rotating ratio for the bulk products could be otherwise chosen.
- \* The allowed value for the output rotating (as stated in the example) may varies according to the specific working condition and details could be consulted with our technicians.
- \* The net weight of the reducer is 120kg.

# GFT 36T3 系列行走减速机



## 外形尺寸 Contour dimension



最大输出扭矩 Max output torque ( $T_{\max}$ )*N·m	传动比 Ratio i	液压马达 Hydraulic motor		最高输入转速 Max input rotating r/min	静制动扭矩 Static brake torque N·m	制动器工作压力 Brake working pressure MPa
36000	67 79.4 100 116.6	A2FE45 A2FE56 A2FE63 A2FE80 A2FE90	A6VE28 A6VE55	2000	450-800	1.8-5

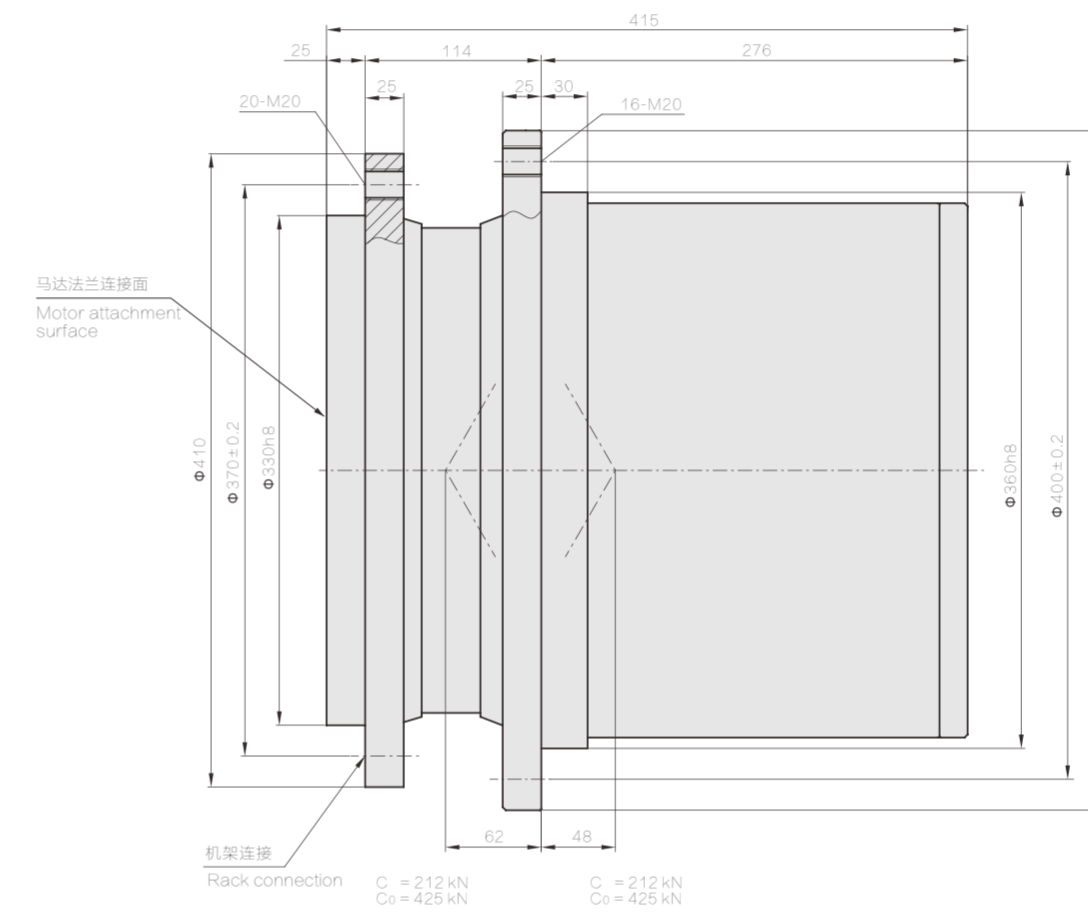
- \* 减速机输入转向与输出转向相反，除表中所列传动比外，对有批量产品传动比可以另选。
- \* 输出转速允用值（样本中未规定）因实际工况的而有所变化，详情请咨询本公司相关技术人员。
- \* 减速机净重约165kg。
- \* Input rotating direction is of reverse to that of output and except the rotating ratio listed in the table, the rotating ratio for the bulk products could be otherwise chosen.
- \* The allowed value for the output rotating (as stated in the example) may varies according to the specific working condition and details could be consulted with our technicians.
- \* The net weight of the reducer is 165kg.

宁波布雷维克液压传动有限公司 NINGBO BREVIK HYDRAULIC TRANSMISSION CO.,LTD.  
地址：宁波市北仑区申新路185号 电话：0574-55876078 传真：0574-55875079 网址：www.nbbvk.com 邮箱：nb\_bvk@163.com

# GFT 50T3 系列行走减速机



## 外形尺寸 Contour dimension



最大输出扭矩 Max output torque ( $T_{\max}$ )*N·m	传动比 Ratio i	液压马达 Hydraulic motor		最高输入转速 Max input rotating r/min	静制动扭矩 Static brake torque N·m	制动器工作压力 Brake working pressure MPa
50000	84.2 91.1 99.8 125.7 146.4	A2FE80 A2FE90	A6VE80 A6VE107	2000	600-1100	1.8-5

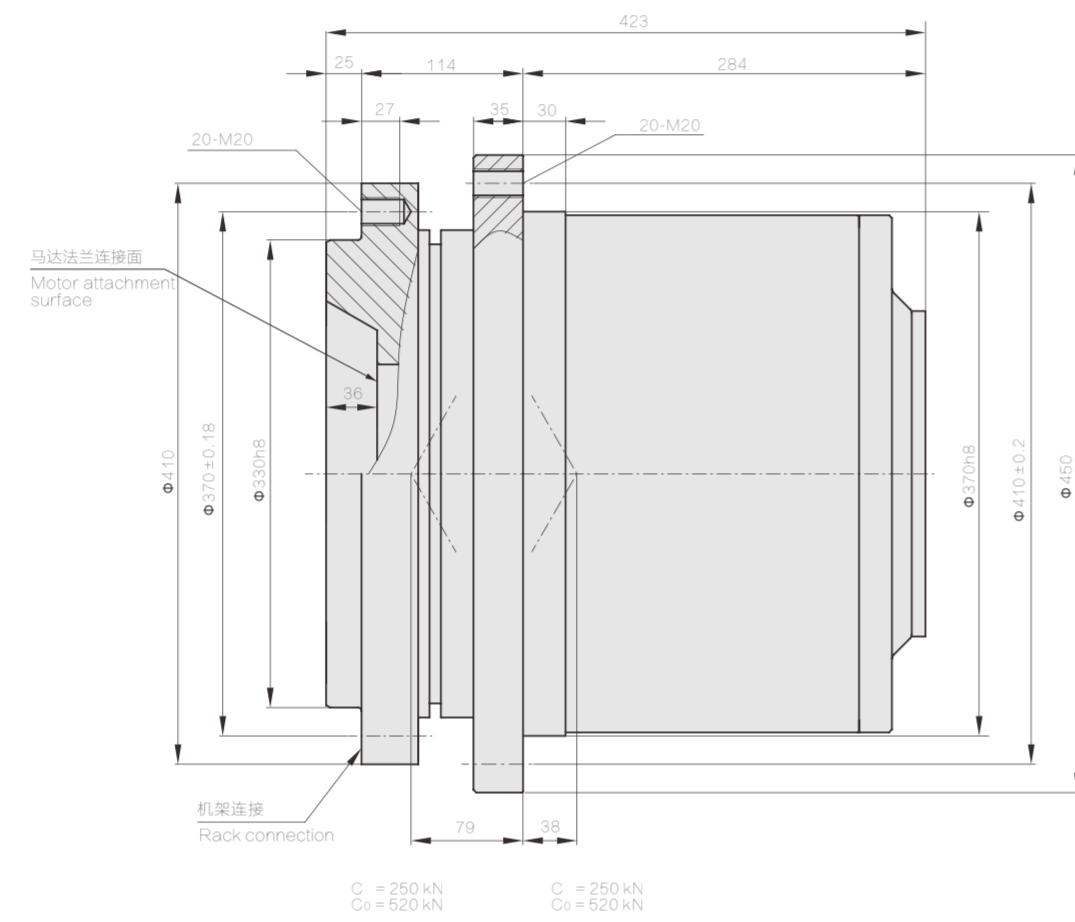
- \* 减速机输入转向与输出转向相反，除表中所列传动比外，对有批量产品传动比可以另选。
- \* 输出转速允用值（样本中未规定）因实际工况的而有所变化，详情请咨询本公司相关技术人员。
- \* 减速机净重约220kg。
- \* Input rotating direction is of reverse to that of output and except the rotating ratio listed in the table, the rotating ratio for the bulk products could be otherwise chosen.
- \* The allowed value for the output rotating (as stated in the example) may varies according to the specific working condition and details could be consulted with our technicians.
- \* The net weight of the reducer is 220kg.

宁波布雷维克液压传动有限公司 NINGBO BREVIK HYDRAULIC TRANSMISSION CO.,LTD.  
地址：宁波市北仑区申新路185号 电话：0574-55876078 传真：0574-55875079 网址：www.nbbvk.com 邮箱：nb\_bvk@163.com

# GFT 60T3 系列行走减速机



## 外形尺寸 Contour dimension



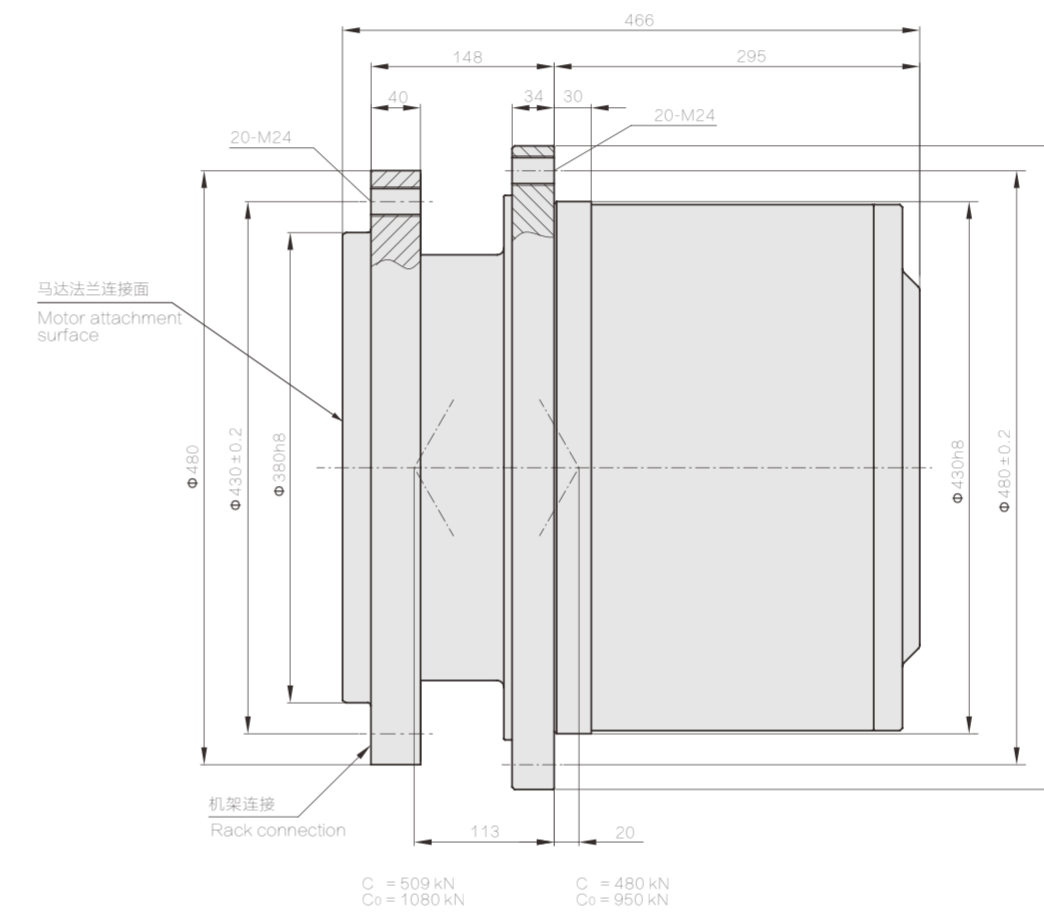
最大输出扭矩 Max output torque (T <sub>max</sub> )*N·m	传动比 Ratio i	液压马达 Hydraulic motor		最高输入转速 Max input rotating r/min	静制动扭矩 Static brake torque N·m	制动器工作压力 Brake working pressure MPa
60000	86.5 94.8 105.5 119.8 139.9 169.9	A2FE80 A2FE90 A2FE107 A2FE125	A6VE80 A6VE107 A6VE160	2000	800-1200	1.8-5

- \* 减速机输入转向与输出转向相反，除表中所列传动比外，对有批量的产品传动比可以另选。
- \* 输出转速允用值（样本中未规定）因实际工况的而有所变化，详情请咨询本公司相关技术人员。
- \* 减速机净重约230kg。
- \* Input rotating direction is of reverse to that of output and except the rotating ratio listed in the table, the rotating ratio for the bulk products could be otherwise chosen.
- \* The allowed value for the output rotating (as stated in the example) may varies according to the specific working condition and details could be consulted with our technicians.
- \* The net weight of the reducer is 230kg.

# GFT 80T3 系列行走减速机



## 外形尺寸 Contour dimension



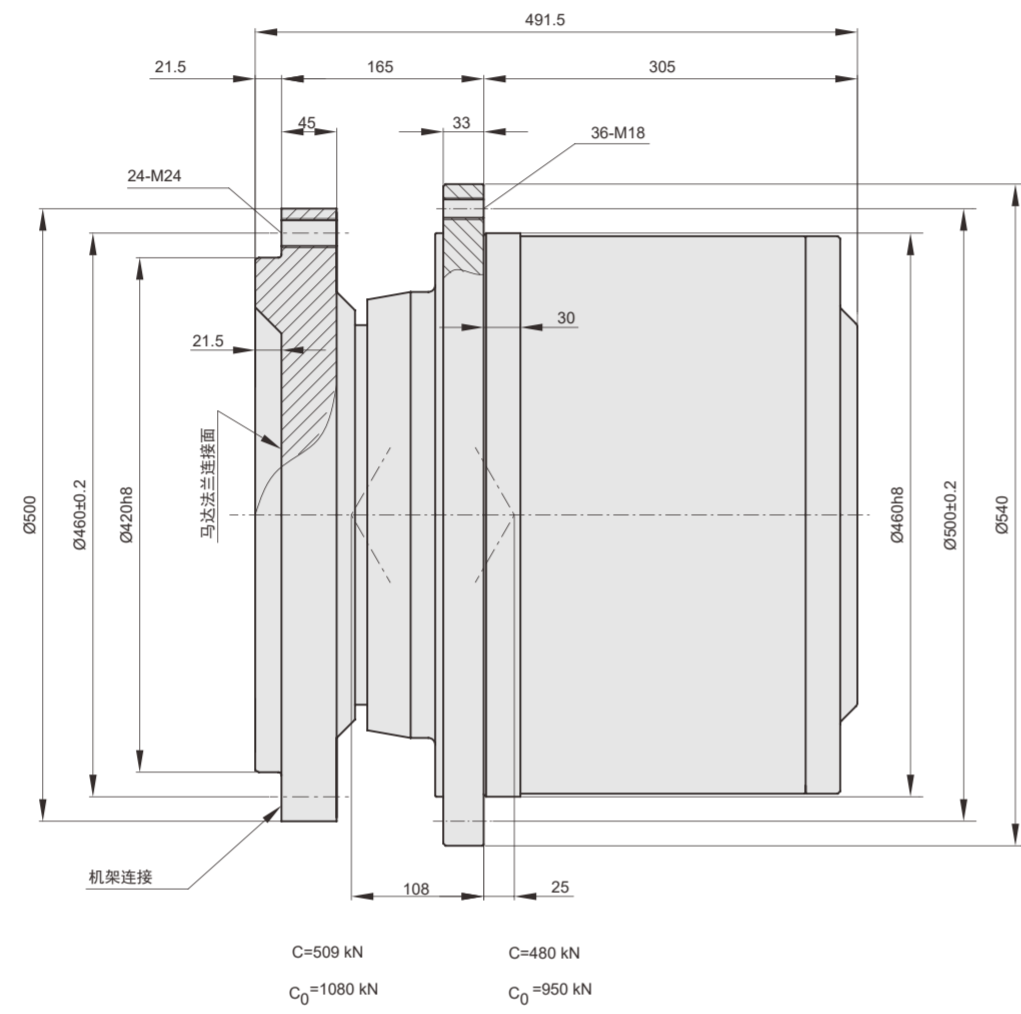
最大输出扭矩 Max output torque (T <sub>max</sub> )*N·m	传动比 Ratio i	液压马达 Hydraulic motor		最高输入转速 Max input rotating r/min	静制动扭矩 Static brake torque N·m	制动器工作压力 Brake working pressure MPa
80000	76.7 99 110.9 126.9 149.9 185.4	A2FE107 A2FE125 A2FE160 A2FE180	A6VE107 A6VE160	2000	800-1100	1.8-5

- \* 减速机输入转向与输出转向相反，除表中所列传动比外，对有批量的产品传动比可以另选。
- \* 输出转速允用值（样本中未规定）因实际工况的而有所变化，详情请咨询本公司相关技术人员。
- \* 减速机净重约350kg。
- \* Input rotating direction is of reverse to that of output and except the rotating ratio listed in the table, the rotating ratio for the bulk products could be otherwise chosen.
- \* The allowed value for the output rotating (as stated in the example) may varies according to the specific working condition and details could be consulted with our technicians.
- \* The net weight of the reducer is 350kg.

# GFT 110T3 系列行走减速机



## 外形尺寸 Contour dimension



最大输出扭矩 Max output torque (T <sub>max</sub> )*N·m	传动比 Ratio i	液压马达 Hydraulic motor		最高输入转速 Max input rotating r/min	静制动扭矩 Static brake torque N·m	制动器工作压力 Brake working pressure MPa
110000	95.8 114.8 128.6 147.2 173.9 215	A2FE107 A2FE125 A2FE160 A2FE180	A6VE107 A6VE160	2000	900-2000	1.8-5

- \* 减速机输入转向与输出转向相反，除表中所列传动比外，对有批量的产品传动比可以另选。
- \* 输出转速允用值（样本中未规定）因实际工况的而有所变化，详情请咨询本公司相关技术人员。
- \* 减速机净重约395kg。
- \* Input rotating direction is of reverse to that of output and except the rotating ratio listed in the table, the rotating ratio for the bulk products could be otherwise chosen.
- \* The allowed value for the output rotating (as stated in the example) may varies according to the specific working condition and details could be consulted with our technicians.
- \* The net weight of the reducer is 395kg.